



Efficient one-pot synthesis of 1-alkoxy-2-arylaminoimidazolines from *N*-alkoxy-*N*-(2-aminoethyl)-2-nitrobenzenesulfonamides and arylisothiocyanates

Ainhoa Mascaraque[†], Lidia Nieto[†], Christophe Dardonville^{*}

Instituto de Química Médica, CSIC, Juan de la Cierva 3, E-28006 Madrid, Spain

ARTICLE INFO

Article history:

Received 8 May 2008

Accepted 21 May 2008

Available online 27 May 2008

ABSTRACT

A new synthetic approach towards 1-alkoxy-2-aminoimidazolines that uses *N*-alkoxy-*N*-(2-aminoethyl)-2-nitrobenzenesulfonamides as nucleophile reagents for the reaction with isothiocyanates is reported. Hence, the synthesis of 1-alkoxy-2-aminoimidazolines was performed in high yield with a one-pot procedure involving thiourea formation, nosyl group removal and spontaneous cyclization (42–77% overall yield).

© 2008 Elsevier Ltd. All rights reserved.

1. Introduction

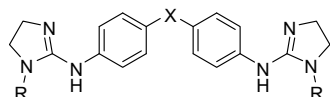
Our continuous effort in the search of new antitrypanosomal agents potentially useful against *Trypanosoma brucei rhodesiense*,^{1–3} the protozoan parasite responsible for the acute form of sleeping sickness in sub-saharian Africa, led us to envisage the synthesis of compounds bearing 1-alkoxy-2-aminoimidazolyl groups as potential prodrugs for the 2-aminoimidazoline cation. We previously showed that the ip administration of a bis(2-aminoimidazoline) derivative was able to cure two models of acute infection in mice that is, *T. b. brucei* STIB 795 and *T. b. rhodesiense* STIB900.³ However, our lead compound (X = NH, Chart 1) could not cure the late stage disease (i.e., with CNS involvement) probably due to a poor blood brain barrier (BBB) penetration caused by its dicationic nature.

In fact, this kind of guanidine compounds has very basic nitrogen atoms ($pK_a = 9.9$ for our lead compound)⁴ that are charged at physiological pH and as such potentially poorly liposoluble, leading to poor diffusion across the BBB.

Amongst the existing strategies to improve the pharmacokinetics of cationic compounds such as amidines or guanidines, the substitution of the basic N-atom with hydroxyl (or alkoxy group) or

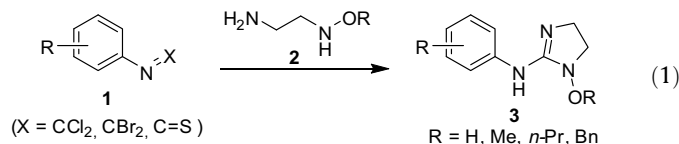
ester groups, affording less basic molecules that are not protonated at physiological pH, has been successfully applied to antimicrobials. In particular, the amidoxime prodrug strategy developed by Clement⁵ and used by the group of Boykin and Tidwell to improve the oral bioavailability of a series of 2,5-bis(4-amidinophenyl)furan derivatives is a very promising approach^{6–9} that proved also useful for the CNS delivery of the diamidine antitrypanosomal agents DB844 and DB289.^{10–12}

Encouraged by these data, we considered the preparation of 1-alkoxy-2-aminoimidazoline derivatives that could work as potential prodrugs for the 2-aminoimidazoline group. Since our lead compounds (Chart 1) are easily accessible via their Boc-protected precursors, obtained by reaction between primary diamines and *N,N*-bis(*tert*-butoxycarbonyl)imidazoline-2-thione/HgCl₂/Et₃N,¹³ we were especially interested in a methodology using the same commercially available aromatic amines as starting materials. However, and contrary to *N*-hydroxyguanidines,^{14–16} only a few procedures for the preparation of 1-hydroxy-2-aminoimidazolines and their *O*-alkyl derivatives could be found, mainly in the patent literature where no yields were reported.^{17–22}



R = H: Antitrypanosomal lead compounds
R = OH, O-alkyl, OBn: target compounds

Chart 1.



2. Results and discussion

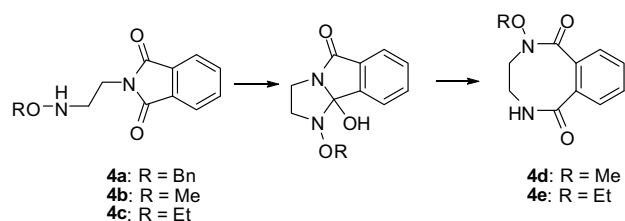
None of the methods mentioned above resulted convenient for the preparation of our target compounds due in part to the

^{*} Corresponding author. Tel.: +34 912587490; fax: +34 915644853.

E-mail address: dardonville@iqm.csic.es (C. Dardonville).

[†] Both authors contributed equally to this work.

difficulty to get the *N*-alkoxyethylenediamine precursors (**2**) easily and in high yields. For instance, **4a** was obtained satisfactorily from 2-bromoethylphthalimide/*O*-benzylhydroxylamine following the reported procedure,²⁰ but several attempts to synthesize the corresponding methyl (**4b**) and ethyl (**4c**) analogues [RONH₂·HCl (2 equiv)/ DIPEA (2 equiv)/CH₃CN, 80 °C, two days] resulted only in low yields (20%) of the product together with a major dione by-product (**4d** and **4e**, respectively). This result is probably due to the instability of **4b** and **4c** in the basic reaction medium, resulting in the intramolecular nucleophilic attack of the *N*-alkoxyamine at the phthalimide carbonyl group.²³



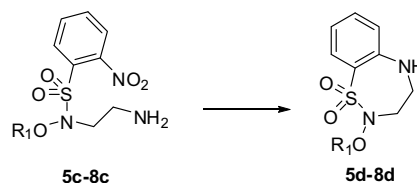
The fact that this rearrangement was not observed with **4a** is possibly due to steric factors with the bulkier benzyl group. The use of a base to deprotonate the hydrochloride salt of the alkoxyamine reagent in the reaction medium may also favour the rearrangement.²³

We found that protecting the secondary amine with the 2-nitrobenzenesulfonamide (Ns) group^{24,25} was a very convenient way to avoid the problem of rearrangement of **4a** and **4b** through intramolecular cyclization. Thus, *O*-alkyl-*N*-nosyl hydroxylamines **5a–8a** were prepared easily, in good yields, by sulfonylation (NsCl/pyridine/CH₂Cl₂) of hydroxylamines **5**, **6**, **7**²⁶ and **8**, respectively, followed by acidic workup and crystallization from acetone/hexane²⁷ (Scheme 1).

The 2-nitrobenzenesulfonamides **5a–8a** were alkylated at room temperature with 2-bromoethylphthalimide to give high yield of the corresponding 2-nitrobenzenesulfonamides **5b–8b** as colourless solids.²⁸ In most cases, the products were obtained in sufficient purity (>95% by HPLC) by water-mediated precipitation from the reaction mixture.²⁹ The phthalimide protecting group was removed easily by treatment with an excess of hydrazine monohydrate in EtOH affording **5c–8c**.³⁰ The non-optimized overall yield for the three-step synthesis of the *N*-alkoxy-*N*-nosyl-2-aminoethane derivatives was pretty satisfying (ca. 60%).

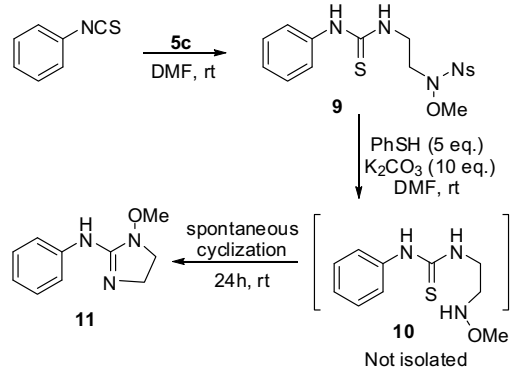
It should be noted that, upon storage as free base, these primary amines tend to rearrange to cyclic secondary amines (**5d–8d**) via an intramolecular process. This reaction presumably occurs either by direct intramolecular aromatic nucleophilic substitution of the nitro group or possibly through Smiles rearrangement followed by an annulation process with concomitant loss of nitrous acid.^{31,32} This drawback can be overcome simply if the reagent is stored as

its phthalimide precursor **5b–8b** and the amino group is deprotected immediately before use.

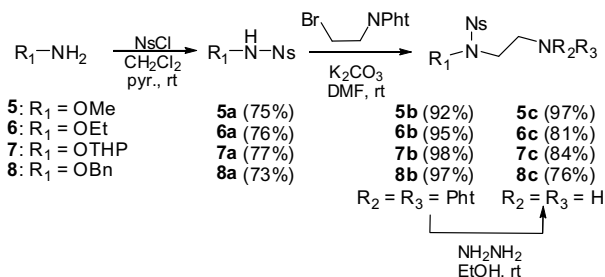


Phenylisothiocyanate was chosen as a model compound to test this synthetic approach (Scheme 2). A screening of the reaction conditions for the condensation of **5c** with phenylisothiocyanate showed that 1.5 equiv of amine **5c** were necessary, whereas the addition of base (DIPEA), heating of the reaction or changing the solvent (THF, CH₃CN, and toluene) did not modify significantly the yield of the formation of **9**. On the contrary, the dropwise addition of a dilute solution of the isothiocyanate to the amine was critical to avoid the formation of large amounts of 1,3-diphenylthiourea by-product.

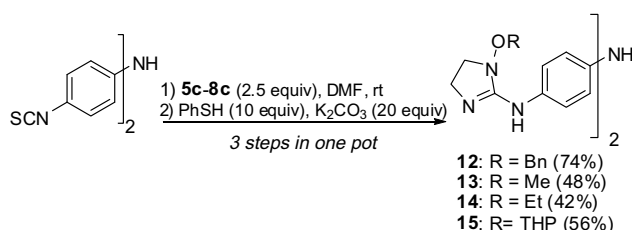
We were pleased to verify that there is no need to isolate the thiourea intermediate in order to complete this synthetic route. Indeed, after checking the complete formation of **9** by HPLC–MS, the crude reaction mixture was treated with PhSH (5 equiv)/K₂CO₃ (10 equiv)³³ following Fukayamas' protocol.²⁴ In this way, **9** was converted directly to the 1-methoxy-2-phenylaminoimidazoline product **11** via formation of the amine intermediate **10** (77% for three steps). This new protocol was validated with the synthesis of the target compounds **12–15** (Scheme 3) in moderate to high yield (42³⁴–74%).³⁵ It should be noted that in this case, that is, synthesis of symmetric bis-imidazolines, the last step required longer reaction time (ca. three days) in order to complete the cyclization of the amino-thiourea intermediate. Alternatively, heating the reaction vessel at 65 °C allowed the cyclization to occur in approximately 4 h.³⁶



Scheme 2.



Scheme 1.



Scheme 3.

In summary, we have reported a new methodology that is very convenient for the synthesis of 1-alkoxy-2-aminoimidazoline derivatives starting from *N*-alkoxy-*N*-(2-aminoethyl)-2-nitrobenzenesulfonamides that are easily obtained in high yield in three steps from commercial hydroxylamines. This method proved practical for the one-pot synthesis of mono- and bis(1-alkoxy-2-aryl-amino)imidazolines in good yield (42–77% total yield from the starting isothiocyanate).

Acknowledgements

This work was supported by the 'Proyecto Intramural Especial' Grant 2006801121 from the CSIC (LN and AM) and the 'Programa Nacional de Biomedicina' Grant SAF2006–04698 from the Spanish 'Ministerio de Educación y Ciencia'.

References and notes

- Dardonville, C.; Brun, R. *J. Med. Chem.* **2004**, *47*, 2296–2307.
- Dardonville, C.; Nieto, L.; Rodriguez, F.; Rozas, I.; Kaiser, M.; Brun, R.; Nguyen, B.; Wilson, W. D.; Garcia, R. N. COST B22 Annual Congress on Drug Development for Parasitic Diseases. *Dundee* **2007**.
- Dardonville, C.; Barrett, M. P.; Brun, R.; Kaiser, M.; Tanious, F.; Wilson, W. D. *J. Med. Chem.* **2006**, *49*, 3748–3752.
- Kinsella, G. K.; Rodriguez, F.; Watson, G. W.; Rozas, I. *Bioorg. Med. Chem.* **2007**, *15*, 2850–2855.
- Clement, B. *Drug Metab. Rev.* **2002**, *34*, 565–579.
- Ismail, M. A.; Brun, R.; Wenzler, T.; Tanious, F. A.; Wilson, W. D.; Boykin, D. W. *Bioorg. Med. Chem.* **2004**, *12*, 5405–5413.
- Ismail, M. A.; Brun, R.; Wenzler, T.; Tanious, F. A.; Wilson, W. D.; Boykin, D. W. *J. Med. Chem.* **2004**, *47*, 3658–3664.
- Rahmathullah, S. M.; Hall, J. E.; Bender, B. C.; McCurdy, D. R.; Tidwell, R. R.; Boykin, D. W. *J. Med. Chem.* **1999**, *42*, 3994–4000.
- Boykin, D. W.; Kumar, A.; Hall, J. E.; Bender, B. C.; Tidwell, R. R. *Bioorg. Med. Chem. Lett.* **1996**, *6*, 3017–3020.
- Sturk, L. M.; Brock, J. L.; Bagnell, C. R.; Hall, J. E.; Tidwell, R. R. *Acta Trop.* **2004**, *91*, 131–143.
- Sturk, L.; Hall, J. E.; Holman, J. A.; Kalvass, C.; Tidwell, R. R. *Drug Metab. Rev.* **2003**, *35*, 39.
- Soeiro, M. N. C.; De Souza, E. M.; Stephens, C. E.; Boykin, D. W. *Expert Opin. Inv. Drug* **2005**, *14*, 957–972.
- Dardonville, C.; Goya, P.; Rozas, I.; Alsasua, A.; Martin, M. I.; Borrego, M. J. *Bioorg. Med. Chem.* **2000**, *8*, 1567–1577.
- Katritzky, A. R.; Khashab, N. M.; Bobrov, S.; Yoshioka, M. *J. Org. Chem.* **2006**, *71*, 6753–6758.
- Martin, N. I.; Woodward, J. J.; Marletta, M. A. *Org. Lett.* **2006**, *8*, 4035–4038.
- Wang, P. G.; Xian, M.; Tang, X.; Wu, X.; Wen, Z.; Cai, T.; Janczuk, A. J. *Chem. Rev.* **2002**, *102*, 1091–1134.
- Jung, F.; Delvare, C.; Boucherot, D.; Hamon, A. *Tetrahedron Lett.* **1989**, *30*, 2375–2378.
- Germany Pat., 2709720, 1978.
- Jonnalagadda, S. B.; Choudary, V.; Bhattacharya, A. K. *J. Chem. Soc., Perkin Trans. 2* **1983**, 849–853.
- US Pat., 4,244,957, 1978.
- Brit. Pat., 2,083,475, 1981.
- Alanine, A.; Bourson, A.; Buttelmann, B.; Gill, R.; Heitz, M. P.; Mutel, V.; Pinard, E.; Trube, G.; Wyler, R. *Bioorg. Med. Chem. Lett.* **2003**, *13*, 3155–3159.
- Núñez, O.; Rodríguez, J.; Angulo, L. *J. Phys. Org. Chem.* **1993**, *7*, 80–89.
- Fukuyama, T.; Jow, C.-K.; Cheung, M. *Tetrahedron Lett.* **1995**, *36*, 6373–6374.
- Kan, T.; Fukuyama, T. *J. Synth. Org. Chem. Jpn.* **2001**, *59*, 779–789.
- US Pat., 4604407, 1986.
- Reddy, P. A.; Schall, O. F.; Wheatley, J. R.; Rosik, L. O.; McClurg, J. P.; Marshall, G. R.; Slomczynska, U. *Synthesis* **2001**, 1086–1092.
- General procedure for the synthesis of **5b–8b**: K_2CO_3 (709 mg, 5.1 mmol, 2 equiv) was added to a stirred solution of sulfonamide **5a–8a**²⁷ (2.57 mmol, 1 equiv) and 2-bromoethylphthalimide (718 mg, 2.8 mmol, 1.1 equiv) in dry DMF (4 mL). The reaction mixture was stirred 24 h at room temperature and diluted with water (45 mL). The precipitate was collected by filtration, rinsed thoroughly with water and dried under high vacuum, affording the **5b–8b** as colourless solids. Compound **5b**: colourless solid (92%); mp 175.1–176.7 °C; δ_H (300 MHz; $CDCl_3$) 8.0 (1H, dd, *J* 1.5 and 7.5 Hz), 7.89–7.68 (6H, m), 7.56 (1H, dd, *J* 1.1 and 7.9), 3.99 (3H, s), 3.93 (2H, t, *J* 5.6), 3.42 (2H, br); δ_C (75 MHz; $CDCl_3$) 168.0, 149.9, 135.1, 134.2, 132.3, 131.9, 130.9, 125.6, 123.8, 123.5, 65.8, 51.1, 35.2; *m/z* 406.21 (M+H, 100%); found: C, 50.54; H, 3.80; N, 10.27; S, 8.02. $C_{17}H_{15}N_3O_7S$ requires C, 50.37; H, 3.73; N, 10.37; S, 7.91. Compound **6b**: colourless solid (95%); mp 141.5–142.1 °C; δ_H (300 MHz; $CDCl_3$) 8.02 (1H, dd, *J* 1.5 and 7.5 Hz), 7.87–7.83 (2H, m), 7.78–7.71 (4H, m), 7.57 (1H, dd, 1.5 and 7.9), 4.26 (2H, q, *J* 7.2), 3.93 (2H, t, *J* 5.6), 3.46 (2H, br s), 1.28 (3H, t, *J* 7.2); δ_C (75 MHz; $CDCl_3$) 168.1, 149.8, 134.9, 134.1, 132.5, 131.9, 131.0, 125.8, 123.9, 123.5, 74.2, 51.1, 35.4, 13.6; *m/z* 420.3 (M+H); found: C, 51.84; H, 4.31; N, 10.27; S, 7.86. $C_{18}H_{17}N_3O_7S$ requires C, 51.55; H, 4.09; N, 10.02; S, 7.65.
- Compound **7b**: colourless solid (98%); mp 122.1–123.9 °C; δ_H (300 MHz; $CDCl_3$) 8.05 (1H, dd, *J* 1.3 and 7.7 Hz), 7.86–7.83 (2H, m), 7.77–7.69 (4H, m), 7.58 (1H, dd, *J* 1.3 and 7.7), 5.1 (1H, m), 4.20–3.65 (4H, m), 3.45 (1H, m, 1/2 AA'BB'), 3.25 (1H, m, 1/2 AA'BB'), 1.9–1.3 (6H, m); δ_C (75 MHz; $CDCl_3$) 168.1 (2 × CO), 149.4 (C–NO₂), 134.8 (CH), 133.9 (CH), 132.3 (CH), 132.1 (CH), 127.3 (C–SO₂), 123.9 (CH), 123.2 (CH), 106.1 (OCH), 63.8 (OCH₂), 51.4 (NCH₂), 36.0 (NCH₂), 28.8 (CH₂), 24.8 (CH₂), 19.7 (CH₂); *m/z* 476.34 (M+H); found: C, 51.90; H, 4.32; N, 9.06; S, 6.84. $C_{21}H_{21}N_3O_8S \cdot 0.5 H_2O$ requires C, 52.06; H, 4.58; N, 8.67; S, 6.62. Compound **8b**: colourless solid (97%); mp 118.5–119.8 °C; two conformers were observed by ¹H and ¹³C NMR in $CDCl_3$ and DMSO-*d*₆: δ_H (300 MHz; $CDCl_3$) 8.01 (1H, dd, *J* 1.5 and 7.9 Hz), 7.89–7.83 (2H, m), 7.78–7.72 (3H, m), 7.65 (1H, td, *J* 1.1 and 7.9), 7.57–7.53 (3H, m), 7.43 (3H, m), 5.23 (2H, s), 4.11 (0.1H, t, *J* 6.8, conformer A, minor), 3.86 (0.9H, br t, *J* 5.3, conformer B, major), 3.62 (0.1H, t, *J* 6.8, conformer A), 3.47 (0.9H, br, conformer B); δ_C (75 MHz; $CDCl_3$) 168.0 (CO), 149.8 (C–NO₂), 134.96 (C), 134.7 (CH), 134.1 (CH), 132.5 (CH), 131.9 (C), 131.1 (CH), 129.9 (CH), 128.9 (CH), 128.6 (CH), 125.6 (C), 123.8 (CH), 123.4 (CH), 80.5 (OCH₂), 51.3 (CH₂, conformer B), 39.1 (CH₂, conformer A), 35.1 (CH₂, conformer B), 28.0 (CH₂, conformer A); *m/z* 482.28 (M+H); found: C, 57.08; H, 4.06; N, 8.71; S, 6.47. $C_{23}H_{19}N_3O_7S$ requires C, 57.37; H, 3.98; N, 8.73; S, 6.66.
- In some experiments, a minor by-product (Scheme 1, **5b–8b**: R₁ = H) resulting from the cleavage of the alkoxy group was observed. H.-G. H. Pabli Wessig, *Liebigs Ann. Chem.*, **1991**, 1991, 983–986.
- Procedure for the deprotection of the Pht group: Excess (10 equiv) hydrazine monohydrate (25% in H₂O) was added to a stirred suspension of the phthalimide derivative (1.4 mmol) in EtOH (5 mL). The reaction mixture, which became clear after ca. 20 min, was stirred at room temperature overnight. The precipitate was filtered off and rinsed with EtOH. The filtrate was concentrated to dryness and the resulting solid was taken up in CH_2Cl_2 . The insoluble white flocculent solid (2,3-dihydrophthalazine-1,4-dione) was filtered off and the filtrate evaporated under vacuum to afford the crude amine as a yellowish oil that solidified on standing. The amine was dried under vacuum and used directly in the reaction with isothiocyanates in order to avoid the formation of the cyclic dione by-product upon standing. Compound **5c**: yellowish oil (97%); δ_H (300 MHz; $CDCl_3$) 8.03 (1H, dd, *J* 1.5 and 7.9 Hz, Ar, *o*-NO₂), 7.79 (1H, td, *J* 1.5 and 7.9, Ar, *p*-NO₂), 7.71 (1H, td, *J* 1.5 and 7.9, Ar, *p*-SO₂), 7.57 (1H, dd, *J* 1.5 and 7.9, Ar, *o*-SO₂), 3.87 (3H, s, OCH₃), 3.14 (2H, t, *J* 5.6, NCH₂), 2.95 (2H, t, *J* 5.6, CH₂NH₂), 1.60 (2H, br, NH₂); δ_C (75 MHz; $CDCl_3$) 149.8 (C–NO₂), 134.9 (CH, *p*-NO₂), 132.4 (CH, *o*-NO₂), 130.9 (CH, *p*-SO₂), 125.7 (C–SO₂), 123.6 (CH, *o*-SO₂), 65.6 (CH₃), 56.3 (NCH₂), 39.1 (CH₂NH₂); *m/z* 276.19 (M+H, 100%). Compound **6c**: yellowish oil (81%); δ_H (300 MHz; $CDCl_3$) 8.04 (1H, dd, *J* 1.1 and 7.9 Hz, Ar), 7.77 (1H, ddd, *J* 1.5, 7.9 and 7.5, Ar), 7.72 (1H, ddd, *J* 1.5, 7.9 and 7.5, Ar), 7.57 (1H, dd, *J* 1.1 and 7.9, Ar), 4.15 (2H, t, *J* 7.2, OCH₂), 4.10 (2H, m, NCH₂), 3.2 (2H, br, NH₂), 2.93 (2H, t, *J* 5.7, CH₂NH₂), 1.23 (3H, t, *J* 7.2, CH₃); δ_C (75 MHz; $CDCl_3$) 149.8, 146.6, 134.9, 132.5, 130.9, 123.7, 73.9, 56.5, 39.2, 13.5; *m/z* (ES⁺) 290.2 (M+H, 100%). Compound **7c**: yellowish oil (84%); δ_H (300 MHz; $CDCl_3$) 8.02 (1H, dd, *J* 1.3 and 7.7 Hz, Ar), 7.79 (1H, td, *J* 1.3 and 7.7, Ar), 7.71 (1H, td, *J* 1.3 and 7.7, Ar), 7.58 (1H, dd, *J* 1.3 and 7.7, Ar), 5.29 (2H, s, NH₂), 5.16–5.13 (1H, br, s, OCH), 3.93 (1H, 1/2 AA'BB'), 3.64–3.46 (2H, m), 3.1–3.0 (1H, m), 2.88–2.79 (2H, m), 1.91–1.53 (6H, m); δ_C (75 MHz; $CDCl_3$) 150.0 (C–NO₂), 135.4 (CH, *p*-NO₂), 132.9 (CH, *o*-NO₂), 131.4 (CH, *p*-SO₂), 126.8 (C–SO₂), 124.2 (CH, *o*-SO₂), 106.0 (OCH), 65.1 (OCH₂), 57.0 (NCH₂), 39.2 (CH₂NH₂), 29.3 (OCH₂CH₂), 25.4 (OCH₂CH₂), 20.8 (CH₂CH₂CH₂); *m/z* 346.11 (M+H, 100%). Compound **8c**: yellowish oil (76%); δ_H (300 MHz; $CDCl_3$) 8.03 (1H, d, *J* 7.8 Hz), 7.76 (1H, dd, *J* 1.9 and 7.8), 7.66 (1H, t, *J* 7.8), 7.60–7.51 (1H, m), 7.46–7.38 (5H, m), 5.09 (2H, s), 3.15 (2H, br m), 2.75 (2H, t, *J* 5.9), 1.48 (2H, br, NH₂); δ_C (125 MHz; $CDCl_3$) 149.8 (C–NO₂), 134.9 (C, Ar), 134.6 (C–SO₂), 132.6 (CH, Ar, *p*-NO₂), 130.9 (CH, Ar, *o*-NO₂), 130.1 (CH, Ar, *p*-SO₂), 129.2 (CH, Ar), 128.7 (CH, Ar), 123.7 (CH, Ar, *o*-SO₂), 80.1 (OCH₂), 56.6 (NCH₂), 39.0 (CH₂NH₂); *m/z* 352.31 (M+H, 100%).
- Burnett, J. F.; Zahler, R. E. *Chem. Rev.* **1951**, *49*, 273–412.
- Ma, C.; Zhang, Q.; Ding, K.; Xin, L.; Zhang, D. *Tetrahedron Lett.* **2007**, *48*, 7476–7479.
- Hussey, S. L.; Peterson, B. R. *J. Am. Chem. Soc.* **2002**, *124*, 6265–6273.
- The lower yield obtained with **14** was due in part to handling problems during the workup of the reaction.
- General method for the one-pot synthesis of 1-alkoxy-2-arylaminoimidazolines: A solution of phenylisothiocyanate (0.4 mmol, 1 equiv) in dry DMF (2 mL) was added dropwise to a stirred solution of amine (1.25 equiv/0.5 mmol, or 2.5 equiv/1 mmol for the reaction with diamines) in dry DMF (5 mL) under an argon atmosphere. The resulting solution was stirred at room temperature until the starting material was consumed. Formation of the thiourea intermediate was checked by TLC and HPLC–MS. The deprotection–cyclization step was carried out by adding successively PhSH (5 equiv/nosyl group) and K_2CO_3 (10 equiv/nosyl group) to the crude reaction. The resulting mixture was stirred at room temperature (typically 36 h) checking the total disappearance of the starting material and the cyclization of the thiourea intermediate to the 1-alkoxy-2-imidazole product by HPLC. In some cases, the cyclization step required mild heating (65 °C) during a few hours to go to completion. The solvent was removed in vacuo and the crude residue was dissolved in CH_2Cl_2 and washed successively with saturated $NaHCO_3$ solution (2 ×) and brine. The organic extracts were dried ($MgSO_4$) and evaporated in vacuo. The crude product was purified by silica chromatography with CH_2Cl_2 /MeOH–NH₃satd. Compound **12**: brownish amorphous solid (148 mg, 74%); mp > 93 °C; δ_H (300 MHz; $CDCl_3$) 7.47–7.30 (10H, m, Ar), 7.09 (4H, d, *J* 8.5 Hz, Ar), 6.92 (4H, d, *J* 8.5, Ar), 6.57 (1H, s, NH), 5.29 (2H, br s, NH), 4.94 (4H, s, OCH₂), 3.45 (4H, br t, *J* 7.2), 3.25 (4H, br t, *J* 7.2); δ_C (75 MHz; $CDCl_3$) 159.5

(C=N), 140.3 (C), 136.3 (C), 129.6 (CH), 128.8 (CH), 128.7 (CH), 122.3 (CH), 118.2 (CH), 78.2 (OCH₂), 52.7 (NCH₂), 45.8 (NCH₂); *m/z* 548.52 (M+H); HPLC: 93%; found: C, 65.21; H, 6.38; N, 16.21. C₃₂H₃₃N₇O₂·2.3 H₂O requires C, 65.18; H, 6.44; N, 16.63. Compound **13**: brownish amorphous solid (174 mg, 48%); mp 103–105 °C; δ_H (300 MHz, CD₃OD) 7.01 (4H, d, *J* 8.7 Hz, Ar), 6.88 (4H, d, *J* 8.7, Ar), 3.67 (6H, s, OCH₃), 3.32 (4H, m), 3.2 (4H, m); δ_C (75 MHz, CD₃OD) 160.4 (C=N), 140.5 (C), 135.3 (C), 122.5 (CH), 117.9 (CH), 62.2 (CH₃), 51.1 (CH₂), 43.7 (CH₂); *m/z* 396.4 (M+H); HPLC: 98%. Compound **14**: brownish solid (83 mg, 42%); mp 78–82 °C; δ_H (300 MHz, DMSO-*d*₆) 7.99 (1H, br s, NH), 7.34 (4H, d, *J* 8.7 Hz, Ar), 6.96 (4H, d, *J* 8.7, Ar), 3.98 (4H, q, *J* 7), 3.5–3.4 (8H, m), 1.23 (6H, t, *J* 7); δ_C (75 MHz, DMSO-*d*₆) 159.1 (C=N), 139.8 (C), 133.0 (C), 122.3 (CH), 117.2

(CH), 70.4 (CH₂), 52.0 (CH₂), 44.5 (br, CH₂), 13.8 (CH₃); *m/z* 424 (M+H); HPLC: 97%. Compound **15**: brownish amorphous solid (47 mg, 56%); mp >80 °C; δ_H (300 MHz, CDCl₃) 7.33 (4H, d, *J* 8.7 Hz, Ar), 6.94 (4H, d, *J* 8.7, Ar), 5.55 (1H, br s, NH), 5.28 (2H, s, NH), 4.86 (2H, br m, OCH), 4.13 (2H, m, OCH₂), 3.75–3.55 (8H, m, NCH₂CH₂N + OCH₂), 3.30 (2H, d, *J* 8.3, CH₂N), 1.89–1.81 (4H, m), 1.57 (8H, br m); δ_C (75 MHz, CDCl₃) 159.6 (C=N), 138.6 (C), 133.6 (C), 119.8 (CH), 118.4 (CH), 104.6 (OCH), 65.8 (OCH₂), 53.9 (NCH₂), 49.2 (NCH₂), 29.3 (CH₂), 24.8 (CH₂), 21.4 (CH₂); *m/z* 536.51 (M+H); HPLC: 93%.

36. In this case, the reaction should be carefully monitored (i.e., avoid high temperature and prolonged reaction times) to avoid the formation of dealkylation products.